



Schofields Sparkler

Dates to Remember

Fri, 3 July - Last day Term 2

Mon, 20 July - Staff Development Day

Tue, 21 July - First day Term 3 for Students

Dear Parents/Caregivers,
Principal's Report

APPRECIATION

On behalf of all the staff I would like to thank parents, caregivers, families and students for their flexibility and endeavours during the current circumstances. We have put in place a wide variety of responses and resources to minimise disruption while maintaining maximum health and safety. Thank you to the parents and families who have provided kind and very positive feedback regarding our work during these difficult times.

From next week we will commence Phase 1 of our managed return to school (summary below). During Phase 1, teachers will be spending significantly more time conducting face-to-face instruction. This will mean that there may be reduced interaction with our online learning platforms. We are exploring options to minimise this situation.

YEAR 5 ENTRY TO AN OPPORTUNITY CLASS IN 2021

There will be changes to the Opportunity Class placement process for entry in 2021 in response to the COVID-19 pandemic.

Applications for Opportunity Class placement scheduled to open on 28 April 2020 have been delayed.

Revised timing and dates including a new date for the Opportunity Class placement test will be announced as they become available.

MANAGED RETURN TO SCHOOL





On Monday, May 11 students will commence a phased return to school. The recommendation from both the Department of Education and Health officials is that the first phase of this return should see students at school for face-to-face instruction one day a week. We have attempted to make this as convenient as possible to our community by using students' Sporting House Groups for organisation. In this way, families will be attending school for face-to-face instruction on the same day.

Students will be reminded of their house group via the online platform used by their class. If you are unsure which sporting house your child/children belong to, please do not hesitate to contact the school office on 9627 1534.

Later in the term we hope to move to Phase 2 where students will attend for two days each week. Full details will be sent again via the SkoolBag app and posted on the website.

Inside this issue:

Managed Return to School	2
Staffing Changes	2
P&C Questions regarding New Build Project	2
Message from CBA	3
P&C News	3
Canteen News	3
Happy Mother's Day	3
Canteen - Flexi Schools	4
Music Bus Update	5
SkoolBag App	6

<p><u>MONDAY</u></p> <p>Cockatoos </p> <p>Students in the Cockatoo sporting house attend school for face-to-face instruction.</p>	<p><u>TUESDAY</u></p> <p>Emus </p> <p>Students in the Emu sporting house attend school for face-to-face instruction.</p>
<p><u>WEDNESDAY</u></p> <p>Kookaburras </p> <p>Students in the Kookaburra sporting house attend school for face-to-face instruction.</p>	<p><u>THURSDAY</u></p> <p>Magpies </p> <p>Students in the Magpie sporting house attend school for face-to-face instruction.</p>
<p><u>FRIDAY</u></p> <p>All students participate in remote learning.</p>	<p><u>PLEASE NOTE:</u></p> <p>If you or your child are unwell, please do not come to school.</p> <p>Any student who becomes unwell while at school will be isolated in an appropriate space and their parent/caregiver contacted to collect them.</p>

STAFFING CHANGES

Mrs Vatalis has been successful in gaining an Assistant Principal position at Marayong Heights Public School. We wish Mrs Vatalis all the very best in her new position. She will commence this role from the start of Week 3 (Monday, 11th May, 2020).

This has required a reorganisation of staffing to a number of classes which are outlined below. All teachers and teams are currently working together to ensure a smooth transition for all students and classes involved.

Miss Holloway will be undertaking the role of Kindergarten team leader and moving her teacher role to KV.

Mrs Kirby will be teaching 1/2H Monday to Thursday and Mrs Penellum on Fridays.

Mrs Penellum will work on KTK on Wednesdays.

As always, student wellbeing and learning will always remain at the core of all of the decisions that we make for our school.

We thank you for your support as these changes are implemented over the coming weeks.

P&C QUESTIONS REGARDING NEW BUILD

The Community Engagement Team from School Infrastructure NSW have responded to a number of questions and enquiries from the community and P&C. The responses are available on the Schofields Public School website

MESSAGE FROM COMMONWEALTH BANK

The health, safety and wellbeing of our communities and our staff remains our highest priority. Due to the ongoing uncertainty surrounding coronavirus, the School Banking program will remain on hold. We will continue to monitor the situation and keep you informed with any updates including how we will be managing Dollarmite tokens for students.

In the meantime, here are some handy online resources for parents who wish to maintain momentum with their child's financial education:

Start Smart: these resources have been created to improve children's money management skills, and is aligned to the Australian Curriculum and the National Consumer Financial Literacy Framework.

The Beanstalk: offers videos and fun activities for children to learn about money.

P&C NEWS

Exciting news! The students from Schofields Public School can look forward to a new play-space thanks to a \$40,000 Government Grant secured by Kayleen Glover for the Schofields P&C Association. The NSW Government Community Building Partnerships program awards grants for community infrastructure projects that deliver positive social, environmental and recreational outcomes, while promoting community participation, inclusion and cohesion. This grant will be used to build a nature based sandpit which will not only provide the students at Schofields Public School with a long-awaited dedicated play space but will also benefit the After School Care program.

CANTEEN NEWS

We are excited to announce that Healthy Canteens Australia will be re-opening the school canteen from next Monday, 11 May.

We greatly encourage all families to order their child's lunch online through Flexischools (flyer later in Newsletter). This will make for a convenient, contactless and cash free transaction.

If a family does need to pay with cash, we encourage them to place their cash in an envelope or lunch order bag from home and write their class, name and order details and drop it into the canteen express drop box at the counter. This will reduce the contact at the canteen, especially as the school tries to limit the amount of parents onsite. Please note the Canteen is unable to process refunds if the parent has selected the incorrect day. There is an alert on the Flexischools app that reminds parents to check that they are ordering lunch for a day that their child will be attending school.

HAPPY MOTHER'S DAY



Happy Mother's Day to all our mothers and grandmothers.

I hope you get to share some time with the special people in your life this weekend.

Colin Ross - Principal

Set up your account

1 Download the Flexischools App

Note: for iPhone and iPad please select 'Allow' notifications.

2 Login/Register

- **Already a Flexischools user** – Enter your details and login. To save your login details select 'remember me'.
- **New Flexischools user** – Click '**Register**', enter your email address and follow the instructions in the email to set up your account. Once your account is set up, add new student; search for their school, enter student details and select their class.

3 Top Up Your Account

To make ordering fast and simple, you can set up automatic top ups in your '**User Profile**'.

Order

1 Place your Order

On the app home screen, scroll down to view your school services such as canteen and uniforms. Then **swipe left and right** to view all available services.

2 Make your Selection

Find the service and press '**Order**', then select the items you wish to order.

3 Make Payment

Select your payment option and complete payment to place your order.



10 years supporting the school community



Committed to healthy eating



Over 1,500 happy schools



THE MUSIC ROOM

We bring **Music** to your Lounge **Room!**

ABOUT US

The Music Room is an **online** platform for music tuition, spreading the joy of learning music across Australia with our team of inspiring instructors weekly in the comfort of your own home!

Weekly live online classes are catered for group sessions which focus on engaging students in learning all elements in music from rhythm, instrument families, timbre, songwriting. You name it, we'll cover it!

Our **Private 1-1** weekly live classes are for individual instrument tuition, focussing on engaging each student on their chosen instrument.

FEATURED PACKAGES

5 X PRIVATE LESSONS

Weekly 30 minute one-on-one classes

*Instrument Required

\$190

- Keyboard
- Guitar
- Ukulele
- Drums
- Vocals
- Bass

....and more to come!

10 x GROUP LESSONS

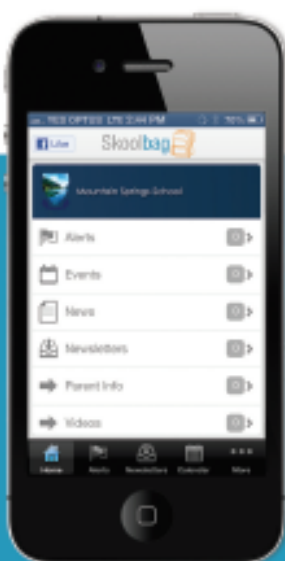
Weekly 30 minute group classes

*No Instrument Required

\$150

EMAIL : CONTACTUS@THEMUSICBUS.COM.AU

WWW.THEMUSICROOM.COM.AU




Skoolbag

Smartphone school to parent communication

Skoolbag is a mobile App for your school to communicate directly to both parents and students. It works through both smart phones and smart devices (such as iPads and Android Tablets). Ideal for:

- > School, free push notification alerts
- > School events
- > School newsletters
- > School documents
- > School RSS feeds
- > School social media (Facebook, Twitter)

Skoolbag delivers school notices directly to parents and students



How To Install Skoolbag On Your Smartphone

iPhone & iPad Users

1. Click the "App Store" icon on your Apple device.
2. Type your school name in the search, using suburb name will help.
3. If iPhone, you will see your school appear, click "Free" then "install".
4. If iPad, change the drop list to "iPhone Apps", your school will then be visible, click "Free" then "install".
5. When installed click "Open"
6. Select "OK" to receive push notifications, when asked.
7. Click the "More" button on the bottom right of the App, then "Setup".
8. Toggle on the Push Categories that are applicable for you.




Android Users

You must first have signed up with a Google Account before installing the app.

1. Click the "Play Store" button on your Android Device
2. Click the magnifying glass icon at the top and type in your school name, using suburb name will help.
3. Click the school name when it appears in the search.
4. Click the "Install" button.
5. Click "Accept" for various permissions (please note, we do not modify any of your personal data on your device).
6. Click "Open" when installed.
7. Click the "More" button on the bottom right of the App, then "Setup".
8. Toggle on the Push Categories that are applicable for you.



Don't forget to like us on Facebook! 

Find out more at www.skoolbag.com.au

Skoolbag delivers school notices directly to parents and students

